




SmartLink™

เทคโนโลยี เพื่อสระว่ายน้ำยุคใหม่



SmartLink™ คือ

วัสดุยึดเกาะพิเศษสำหรับการปูสระว่ายน้ำ ที่ช่วยให้มั่นใจว่าการยึดเกาะของโมเสกแก้วแน่น  
ลดโอกาสหลุดร่อนทำให้การติดตั้งรวดเร็วและสะดวก



ยึดเกาะ

เปิดพื้นที่การยึดเกาะมากขึ้น  
ระหว่างโมเสกแก้วแต่ละชิ้น



รวดเร็ว

ลดขั้นตอนการติดตั้ง  
ทำให้ติดตั้งรวดเร็ว, ง่าย  
และไม่ต้องจัดร่องยาแนว




ทนทาน


ด้วยวัสดุพิเศษ  
มีความทนทาน  
ต่อทุกสภาพอากาศ

# LAKE MEDICINE (ເລກ ເມດີຊິນ)


Sheet size : [ 300 mm x 300 mm x 4 mm ]




**Lake Medicine Blue (48)**  
ເລກ ເມດີຊິນ ບລູ (48)  
(CMA-06LM)



**Lake Medicine Blue (98)**  
ເລກ ເມດີຊິນ ບລູ (98)  
(CPA-06LM)



**Lake Medicine Dark Blue (48)**  
ເລກ ເມດີຊິນ ດາຣ໌ກ ບລູ (48)  
(CMA-168LM)



**Lake Medicine Dark Blue (98)**  
ເລກ ເມດີຊິນ ດາຣ໌ກ ບລູ (98)  
(CPA-168LM)



**Lake Medicine Seaspray (48)**  
ເລກ ເມດີຊິນ ສີ ສີເປຣ໌ (48)  
(CMA-24LM)



**Lake Medicine Seaspray (98)**  
ເລກ ເມດີຊິນ ສີ ສີເປຣ໌ (98)  
(CPA-24LM)




# KOH WAI (ເກາະ:ກວາຍ)

Sheet size : [ 300 mm x 300 mm x 4 mm ]




Koh Wai White (48)  
(CMA-27WA)




**Koh Wai Grey (48)**  
ເກາະ:ກວາຍ ຄອຍ (48)  
(CMA-99WA)



**Koh Wai Grey (98)**  
ເກາະ:ກວາຍ ຄອຍ (98)  
(CPA-99WA)




**Koh Wai White (48)**  
ເກາະ:ກວາຍ ກ໌ວ (48)  
(CMA-27WA)




**Koh Wai White (98)**  
ເກາະ:ກວາຍ ກ໌ວ (98)  
(CPA-27WA)

**KOH SAMUI (កោះសមុយ)**

Sheet size : [ 300 mm x 300 mm x 4 mm ]



**Koh Samui Blue**  
កោះសមុយ បន្ត  
(G4002)




**Koh Samui Light Blue**  
កោះសមុយ ត្រី បន្ត  
(G4001)




**Koh Samui Blue**  
(G4002)

**KOH CHANG (កោះថាង)**

Sheet size : [ 300 mm x 300 mm x 4 mm ]



**Koh Chang Pacific Blue**  
កោះថាង ប្រេស៊ីផិក បន្ត  
(CTZ-21CG)




**Koh Chang Pacific Blue**  
(CTZ-21CG)

**KOH LANTA (កោះលន្តា)**

Sheet size : [ 300 mm x 300 mm x 4 mm ]



**Koh Lanta Dark Blue**  
កោះលន្តា ទាប បន្ត  
(H9001)




**Koh Lanta Dark Blue**  
(H9001)



**Koh Lanta Dark Blue**  
(H9001)

**KOH YOR (កោះយ៉ូ)**

Sheet size : [ 300 mm x 300 mm x 4 mm ]




**Koh Yor Blue**  
កោះយ៉ូ បន្ត  
(VC3-06YO)



**Koh Yor Blue**  
(VC3-06YO)

# KOH RACHA ( เภาะร่าชา )


Sheet size : [ 300 mm x 300 mm x 4 mm ]




Koh Racha Blue (20)  
เภาะร่าชา บลู (20)  
(CTZ-06RC)




Koh Racha Blue (48)  
เภาะร่าชา บลู (48)  
(CMA-06RC)




Koh Racha Seaspray (20)  
เภาะร่าชา ซี สปรอย (20)  
(CTZ-24RC)




Koh Racha Seaspray (48)  
เภาะร่าชา ซี สปรอย (48)  
(CMA-24RC)



Koh Racha Cobalt Blue(20)  
เภาะร่าชา โคบอลต์ บลู (20)  
(CTZ-09RC)




Koh Racha Cobalt Blue(48)  
เภาะร่าชา โคบอลต์ บลู (48)  
(CMA-09RC)




Koh Racha Black (20)  
เภาะร่าชา แบล็ค (20)  
(CTZ-05RC)




Koh Racha Blue (48)  
(CMA-06RC)



Koh Racha Cobalt Blue (48)  
(CMA-09RC)



Koh Racha Cobalt Blue(20)  
(CTZ-09RC)



Koh Racha Cobalt Blue(20)  
(CTZ-09RC)



Koh Racha Black (20)  
(CTZ-05RC)

\*สีในสื่อสิ่งพิมพ์นั้น อาจแตกต่างจากสีจริงของผลิตภัณฑ์ เนื่องจากข้อจำกัดของกระบวนการพิมพ์  
Color of actual product may vary from this printing material due to limitation of printing process.


**KOH PHANGAN ( កោះផងង )**

Sheet size : [ 300 mm x 300 mm x 4 mm ]

Koh Phangan Nero (48)  
(CMA-43PG)



**Koh Phangan Bianco (20)**  
កោះផងង ប៊ីយ៉ាណូ (20)  
(CTZ-39PG)



**Koh Phangan Nero (20)**  
កោះផងង ណេរ៉ូ (20)  
(CTZ-43PG)



**Koh Phangan Nero (48)**  
កោះផងង ណេរ៉ូ (48)  
(CMA-43PG)



**KOH LARN ( កោះឆ្មារ )**

Sheet size : [ 300 mm x 300 mm x 4 mm ]

**KOH SAMED ( កោះសេដ )**


Sheet size : [ 300 mm x 300 mm x 4 mm ]



**Koh Larn Blue**  
កោះឆ្មារ ហ្គឺ (PBCZ-06LA)



Koh Larn Blue  
(PBCZ-06LA)



**Koh Samed Similan Blue**  
កោះសេដ ស៊ីមីលាន ហ្គឺ (PBCR-166SM)



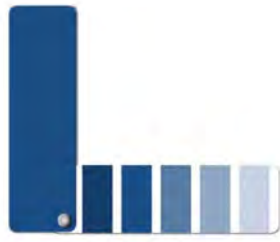
Koh Samed Similan Blue  
(PBCR-166CM)

# 3 Easy Steps to Create your own Collection


## 1. เลือก Technique



## 2. เลือก Colore



## 3. เลือก Pattern & Tiles Size




### 1. เลือก TECHNIQUE

#### SHADOW




White\*K  
27K




Swan Lake\*K  
231K

#### BUMPY



Skyway\*B  
230B




Calm Blue\*B  
169B

#### LAVA



Similan Blue\*L  
166L



Lake Blue\*L  
154L

#### LINER



Seaspray\*N  
24N




Green Grove\*N  
229N

#### FUSION



Lake Blue\*F  
154F

\*เทคนิค Fusion ผลิตได้ 9 สี




Dark Blue\*F  
168F

#### GLITTER




White\*G  
27G



Blue Flax\*G  
212G




Oxford Blue\*G  
63G




Evergreen\*G  
11G




Sea Aqua\*GT  
04GT



Sea Aqua\*G  
04BC



Blue\*GL  
06GL



Dark Blue\*GL  
168GL



Lake Blue\*GT  
154GT




Lake Blue\*BC  
154BC




Swan Lake\*GT  
231GT

#### LUSTER


(\*Technique is produced by 20 mm x 20 mm / 48 mm x 48 mm)



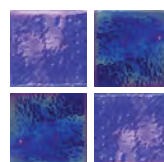
CZ-09LB  
Cobalt Blue\*LB




CZ-24LB  
Seaspray\*LB



CZ-06LB  
Blue\*LB




CZ-09LK  
Cobalt Blue\*LK



CZ-24LK  
Seaspray\*LK


## 2. เลือก COLORE

### CRYSTAL




### VETRO


#### VETRO COLORE




#### VETRO PASTELLO




#### VETRO STELLA



#### VETRO PERLA




#### VETRO LUSTRO



### 3. เลือก Pattern & Tiles Size


Sheet size [ 300 mm x 300 mm x 4 mm ]  
[ 11 Sheets / 1 sq.m ]

**A** CTZ




20 mm x 20 mm x 4 mm

**B** CCR




42 mm x 42 mm x 4 mm

**C** CMA




48 mm x 48 mm x 4 mm

**D** CPA



98 mm x 98 mm x 4 mm



- A** 20 mm x 20 mm
- C** 48 mm x 48 mm
- B** 42 mm x 42 mm
- D** 98 mm x 98 mm

### TEXTURE

Sheet size [ 300 mm x 300 mm x 4 mm ]  
[ 11 Sheets / 1 sq.m ]



Vetro Colore



Vetro Stella



### TILE SIZE


Size	Thickness (mm)
20 mm x 20 mm	4




## FINISHING TRIM ( ฟิ้นซิ่ง ทริม )

Pcs. size : [ 48 mm x 98 mm x 4 mm ]



Finishing Trim  
Sea Aqua  
(TOH - 04)





Finishing Trim  
White  
(TOH - 27)




Finishing Trim  
Skyway  
(TOH - 230)



Finishing Trim  
Simlan Blue  
(TOH - 166)




Finishing Trim  
Sea Aqua  
(TOH - 04)



Finishing Trim  
Cyprus White  
(TOH - 27C)



Finishing Trim  
Cyprus Beige  
(TOH - 71C)




Finishing Trim  
Cyprus Brown  
(TOH - 128C)


## BORDER

### THAMES SERIES ( ธิมส์ ซีรี่ส์ )

Pcs. Size : 148 mm x 276 mm x 4 mm  
Thames 08 (LBOR-08T)



Pcs. Size : 148 mm x 276 mm x 4 mm  
Thames 09 (LBOR-09T)



Thames 09 (LBOR-09T)

\*สีในสื่อสิ่งพิมพ์นี้ อาจแตกต่างจากสีจริงของผลิตภัณฑ์ เนื่องจากข้อจำกัดของกระบวนการพิมพ์  
Color of actual product may vary from this printing material due to limitation of printing process.



IMEX INTERNATIONAL CO.,LTD. ( HEAD OFFICE )  
134 - 135 Rim - Khlongprapa Rd.Bangsue Bangkok 10800 Thailand  
Tel : +66(0) 2910 - 4827 - 9 Fax : +66(0) 2910 - 4154 - 5

VIP CALL SERVICE  
0-2910-5900



Verion 2.0



Material Connexion

